

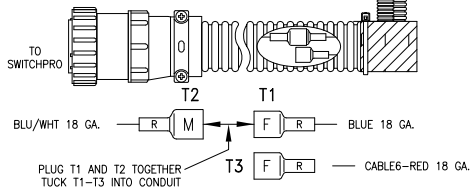
# VIPER PRO WITH SWITCHPRO AND COMBO CABLE FOR SCS 440/450 CABLED SYSTEMS

SWITCH PRO TO VIPER PRO MOUNTING BRACKET KIT: 117-0171-181  
**\*\*MUST BE ORDERED SEPARATELY\*\***

103-0001-014 } OPTIONAL RAM MOUNT COMPONENTS NEEDED FOR REMOTE MOUNTING OF SWITCHPRO.  
 103-0001-015 }  
 103-0001-016 }

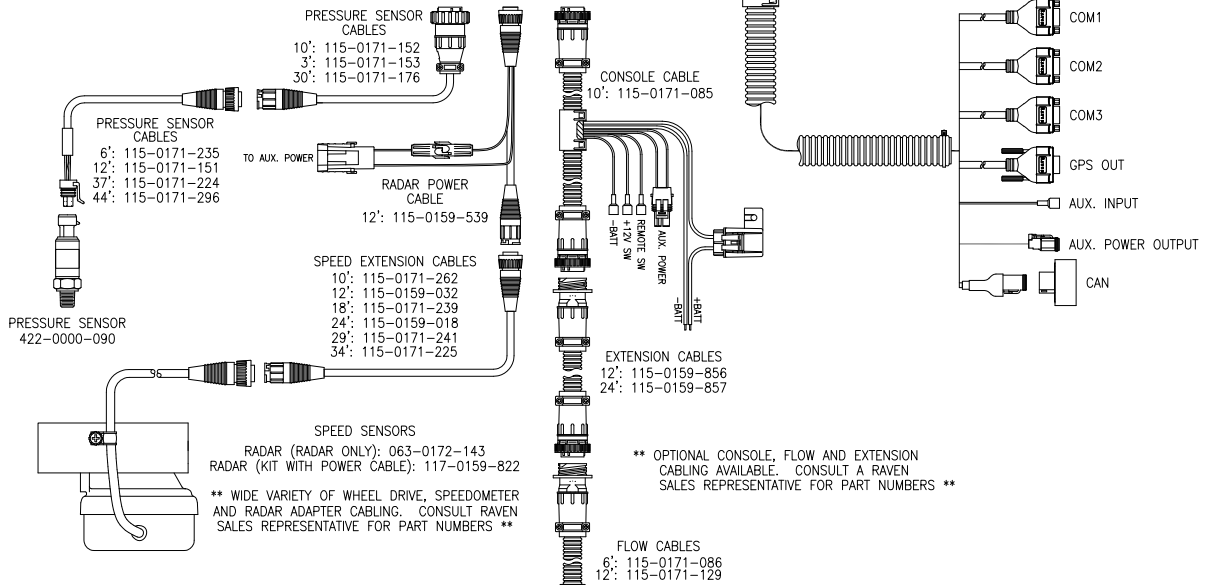
VIPER PRO  
063-0172-879

SWITCH PRO  
063-0172-983



WHEN USING ENVIZIO PRO'S INTERNAL DGPS RECEIVER AS SPEED SOURCE, CONNECT T1 AND T2 TERMINALS.  
 WHEN USING OTHER SPEED INPUT, CONNECT T2 AND T3 TERMINALS.

EPRO/SWPRO TO SCS 440/450 COMBO CABLE  
115-0171-820

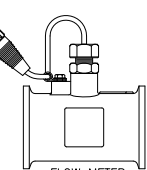
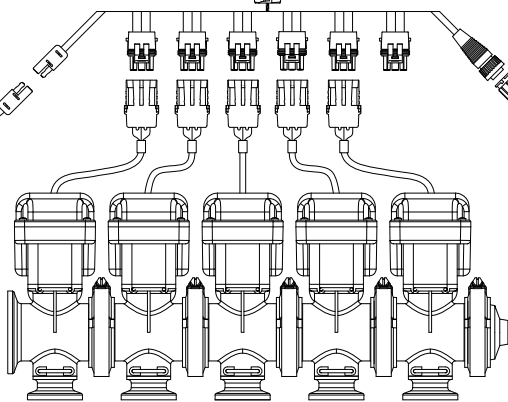
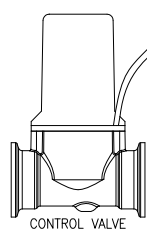


PRESSURE SENSOR  
422-0000-090

SPEED SENSORS  
 RADAR (RADAR ONLY): 063-0172-143  
 RADAR (KIT WITH POWER CABLE): 117-0159-822

**\*\* WIDE VARIETY OF WHEEL DRIVE, SPEEDOMETER AND RADAR ADAPTER CABLING. CONSULT RAVEN SALES REPRESENTATIVE FOR PART NUMBERS \*\***

**\*\* OPTIONAL CONSOLE, FLOW AND EXTENSION CABLING AVAILABLE. CONSULT A RAVEN SALES REPRESENTATIVE FOR PART NUMBERS \*\***



BOOM VALVES  
 1 SECTION: 063-0171-926  
 3 SECTION: 063-0171-928  
 5 SECTION: 063-0172-039

ECO NO.	PROD. MGR.	SERV. MGR.	PROD. CHAMP.	ENG.	DRAFT.	REV.	DRAWING NO.
E13305	JTF	TAC	EJM	LAA1	LAA1	B	054-2135-003
E14398	JAB	TAC	EJM	JTF	MAP	C	-

\* CAN ALSO BE USED FOR PRESSURE SENSOR EXTENSIONS