

ENVIZIO PRO WITH SWITCHPRO AND COMBO CABLE FOR SCS 440/450 CABLED SYSTEMS

D

C

B

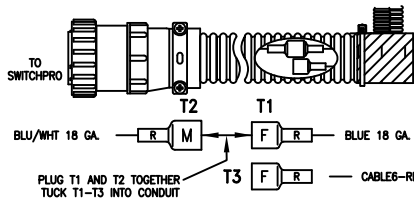
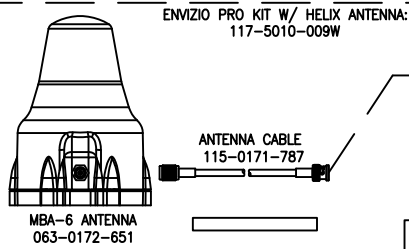
A

D

C

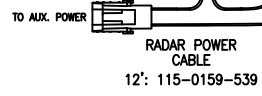
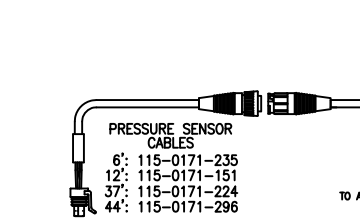
B

A

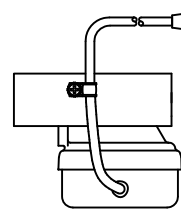


WHEN USING ENVIZIO PRO'S INTERNAL DGPS RECEIVER AS SPEED SOURCE, CONNECT T1 AND T2 TERMINALS.
WHEN USING OTHER SPEED INPUT, CONNECT T2 AND T3 TERMINALS.

INCLUDES ENVIZIO PRO MOUNTING BRACKET:
107-0171-841



- SPEED EXTENSION CABLES
- 10': 115-0171-262
 - 12': 115-0159-032
 - 18': 115-0171-239
 - 24': 115-0159-018
 - 29': 115-0171-241
 - 34': 115-0171-225



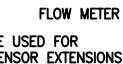
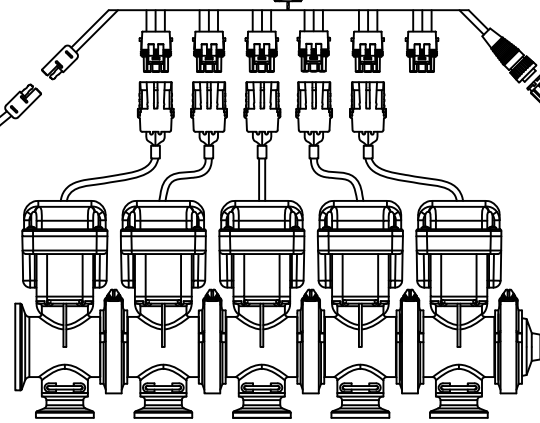
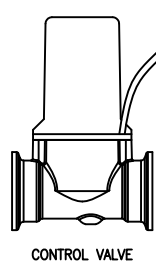
** WIDE VARIETY OF WHEEL DRIVE, SPEEDOMETER AND RADAR ADAPTER CABLING. CONSULT RAVEN SALES REPRESENTATIVE FOR PART NUMBERS **

- EXTENSION CABLES
- 12': 115-0159-856
 - 24': 115-0159-857

** OPTIONAL CONSOLE, FLOW AND EXTENSION CABLING AVAILABLE. CONSULT A RAVEN SALES REPRESENTATIVE FOR PART NUMBERS **

- FLOW CABLES
- 6' 6 BOOM: 115-0171-086
 - 12' 6 BOOM: 115-0171-129
 - 6' 3 BOOM: 115-0159-858
 - 12' 3 BOOM: 115-0171-055

- FLOW EXTENSION CABLES
- 6': 115-0159-016*
 - 12': 115-0159-017*
 - 24': 115-0159-019*
 - 36.5': 115-0171-544*



* CAN ALSO BE USED FOR PRESSURE SENSOR EXTENSIONS

ECO NO.	PROD. MGR.	SERV. MGR.	PROD. CHAMP.	ENG.	DRAFT.	REV.	DRAWING NO.
24111	GLE	-	SAH	CRM	RRS	D	054-2040-003
27387	NGL	-	SAH	CRM	RRS	E	054-2040-003

4

3

2

1