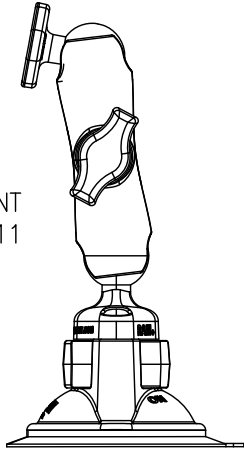
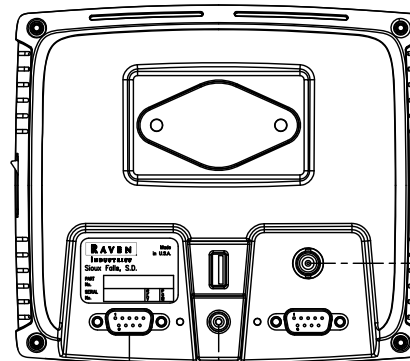



# CRUIZER WITH PATCH ANTENNA AND EXTERNAL SWITCH OPTION

VACUUM MOUNT  
103-0159-011



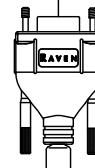
CRUIZER CONSOLE  
063-0173-711 B



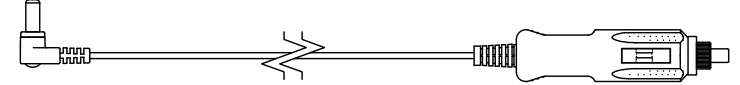
PATCH ANTENNA  
063-0172-101



BOOM SENSE ADAPTER  
115-0171-792

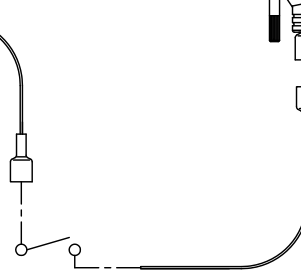


POWER CABLE  
420-1011-008



TO 12V SOURCE

OPTIONAL  
EXTERNAL SWITCH



ECO NO.	ORIGIN.	SERV. MGR.	PROD. CHAMP.	ENG.	DRAFT.	REV.	DRAWING NO.
E12870	LAA1	TAC	RHL	LAA1	MAP	A	054-2200-003
26256	DAS	SAH	NGL	DAS	RRS	B	054-2200-003