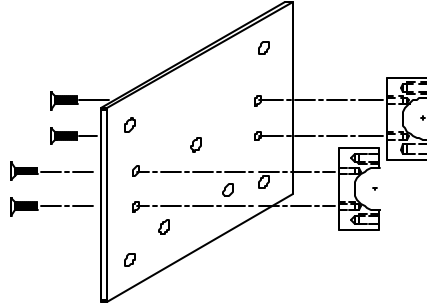


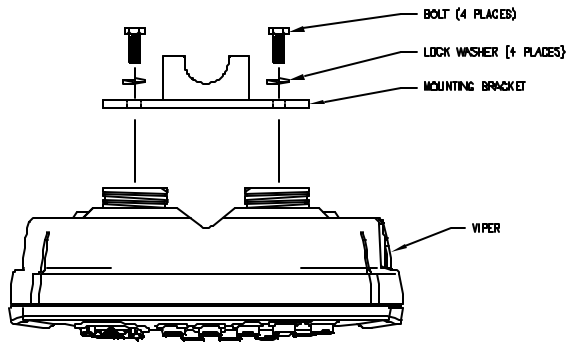
# VIPER MOUNTING INSTALLATION SHEET

117-0171-018

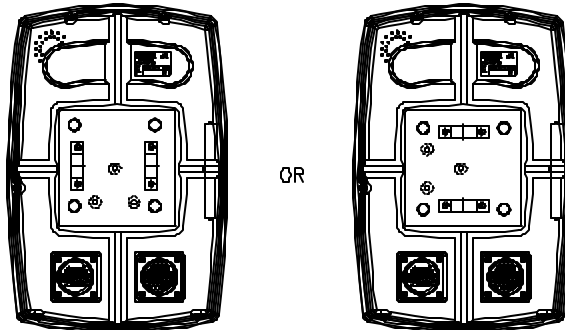
1. Secure 2 tapped clamp halves to mounting plate using 4 screws.



2. Secure mounting bracket to back of Viper using 4 spacers, 4 lock washers, and 4 bolts.



3. Mounting bracket may be oriented in either fashion:



4. Secure Viper to mounting post (not included) using 2 thru-hole clamp halves and 4 knobs.

