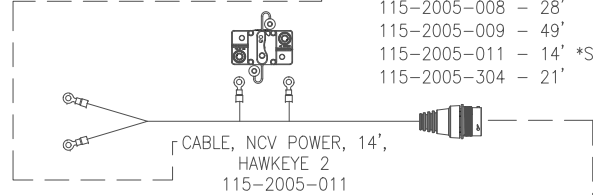


# SYSTEM DRAWING, HAWKEYE 2, TOP AIR SPRAYERS

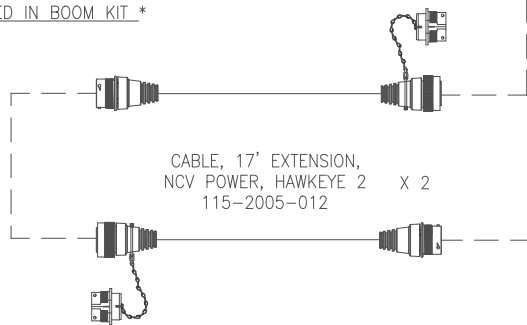
\* REQUIRED - ORDER SEPERATE \*

ADDITIONAL LENGTH OPTIONS:

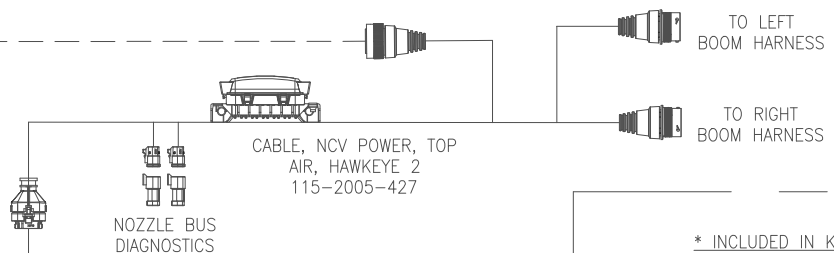
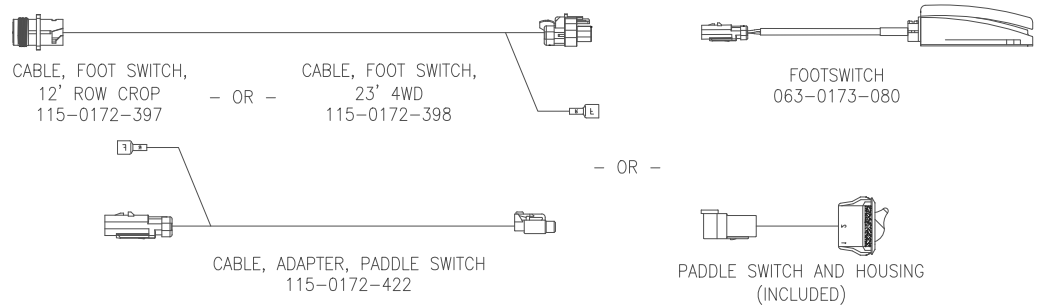
- 115-2005-008 - 28'
- 115-2005-009 - 49'
- 115-2005-011 - 14' \*SHOWN
- 115-2005-304 - 21'



\* INCLUDED IN BOOM KIT \*



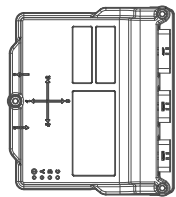
## RAVEN MASTER SWITCH OPTIONS



\* SEE PAGE 2 FOR  
BOOM KIT OPTIONS \*

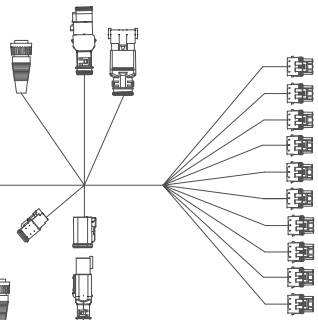
\* BASE SPRAYER COMPONENTS \*

UNVERFERTH/RAVEN RCM-SPRAYER,  
LEVEL 1  
063-0174-248

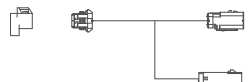


HARNESS, RATE CONTROL MODULE, MAIN  
ECU TO 47 PIN PORT, GEN I  
115-7301-010

CABLE, TOP AIR, PRODUCT CONTROL,  
10 SECTION  
115-7302-119



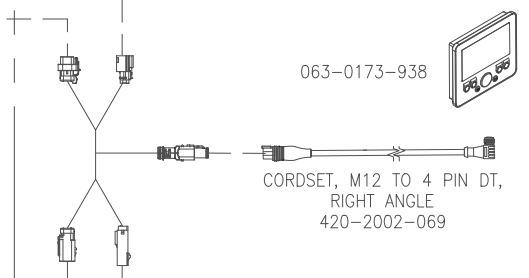
CABLE, TOP AIR, EXTENSION,  
PUMP/FILL FLOWMETER  
115-7302-120



CABLE, EXTENSION GEN I ISOBUS 17'  
115-7100-003

\* INCLUDED IN KIT 117-0171-919\*

CABLE, ADAPTER, 10', GEN 1  
ISOBUS, TEE TO TANK FILL  
MONITOR, 4 PIN DT  
115-0172-438

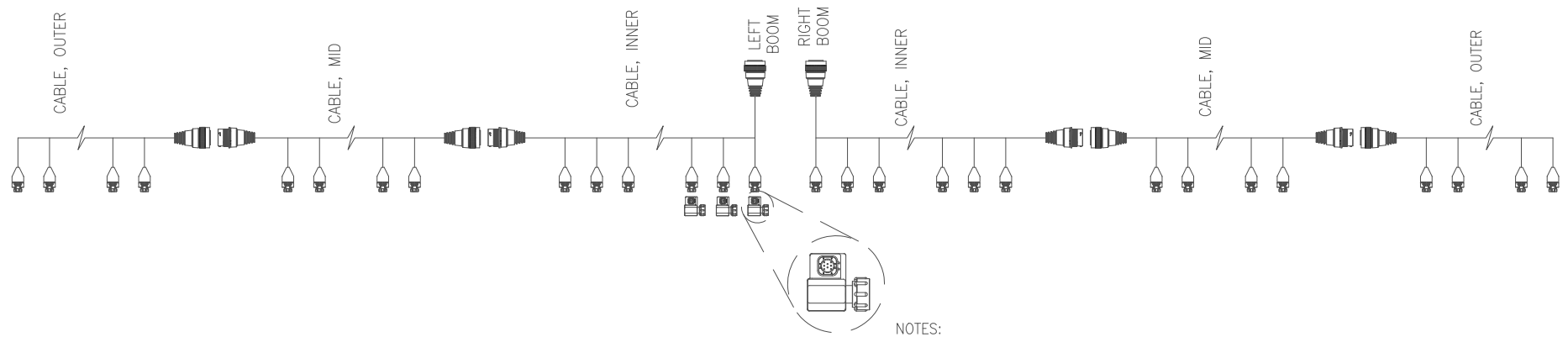


CBL ADAPTER 17FT 9P IBIC  
3P MST TO GEN 1 ISOBUS  
115-7100-008

RELEASED DATE	ECO #	REV.	DRAWING NO.
11/06/23	47608	A	054-2005-095

SYSTEM DRAWING, HAWKEYE 2, TOP AIR SPRAYERS

SYSTEM DESCRIPTION	NCV TOTAL	CABLE, INNER RIGHT	CABLE, MID	CABLE, OUTER
117-2005-095 - KIT, HAWKEYE 2, TOP AIR, 120'/20"	72	115-2005-428	115-2005-429	115-2005-430
117-2005-096 - KIT, HAWKEYE 2, TOP AIR, 132'/22"	72	115-2005-431	115-2005-433	



- NOTES:
1. NOT ALL CONNECTIONS SHOWN
  2. NCV, HAWKEYE 2, TEEJET  
PN: 063-2005-001
  3. KIT, SYSTEM SERVICE, HAWKEYE 2, TEEJET  
PN: 117-2005-050

RELEASED DATE	ECO #	REV.	DRAWING NO.
11/06/23	47608	A	054-2005-095