

OMNIROW LEVEL I SYSTEM

OMNIROW LEVEL I BASE KIT
117-3001-012

REMOTE IMPLEMENT
SWITCH KIT
117-0171-298

CAN TERMINATOR
063-0172-369

PLANTER OMNIROW CABLE
115-3001-045

PLANTER CONTROL NODE
063-3001-001

TO HYDRAULIC MOTORS
(OPTIONAL)

ALSO INCLUDED IN KIT:
NODE MOUNTING KIT: 115-0171-299
CAN TERMINATOR, IN-CAB: 063-0172-369
E-PRO PLANTER CONTROLS MANUAL: 016-0171-405
E-PRO PLANTER CONTROLS QRG: 016-0171-406

DUSTCAP

TO SPEED SENSOR

TO CAN/PWR EXTENSION

HC PWR
20 AMP

TO ROW SHUTOFF
CLUTCHES
(OPTIONAL)

DJ_OR_JD_CABLE_SELECT

CLUTCH
ADAPTER CABLE
(115-3001-063
SHOWN)

TO SEED TUBE
SENSORS
OR EXTENSION

SEED MONITOR CABLE
(115-3001-070
SHOWN)

ADAPTER CABLE,
PLANTER SECTION
PRODUCT CONTROL
115-3001-046

115-3001-053

HYDRAULIC MOTOR
ADAPTER CABLES (SHOWN)
115-3001-053

SYSTEM CAPABILITIES:

- A) UP TO 16 ROW MONITORING, 16 ROW SHUTOFF CLUTCHES, AND 2 OEM HYDRAULIC DRIVE MOTORS, OR
- B) UP TO 24 ROW MONITORING, 12 ROW SHUTOFF CLUTCHES, 2 OEM HYDRAULIC DRIVE MOTORS.

NOTE:

REFER TO DWG. 054-5000-001 FOR OTHER SYSTEM COMPONENTS.

RELEASED DATE	ECO NO.	PROD. MGR.	SERV. MGR.	PROD. CHAMP.	ENG.	DRAFT.	REV.	DRAWING NO.
5/23/11	E17536	DSP	TAC	BSG	CRS	AJK2	B	054-3001-012
11/06/13	E21587	DSP	AT	SK	TLH	BJH	C	054-3001-012

OMNIROW LEVEL I SYSTEM

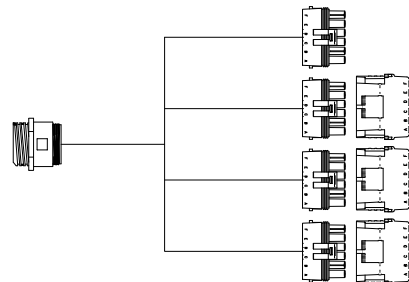
PURCHASE FOLLOWING SEPARATELY:

ONE (1) CLUTCH ADAPTER CABLE REQUIRED:

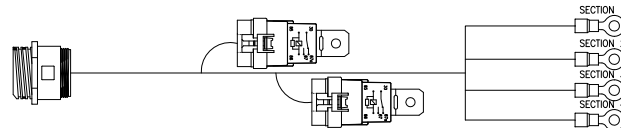
- CLUTCH CONNECTION TO JOHN DEERE ROW COMMAND HARNESS: 115-3001-054 (UP TO 16)
115-3001-092 (24 ROW)



- CLUTCH CONNECTION TO TRIMBLE/TRU-COUNT CLUTCHES (UP TO 16): 115-3001-063




- CLUTCH CONNECTION TO OEM ELECTRIC CLUTCHES (UP TO 4): 115-3001-064



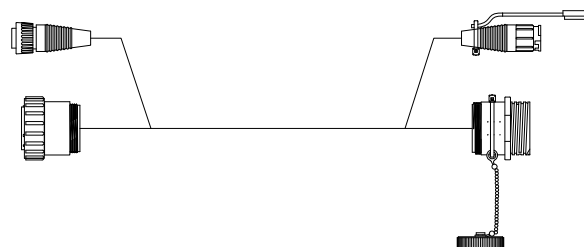
ONE (1) SPEED SENSOR EXTENSION CABLE REQUIRED:

- REFERENCE 054-5000-001 FOR P/N AND LENGTHS
- MEASURE FROM HITCH TO SPEED SENSOR FOR APPROPRIATE LENGTH



ONE (1) CAN/PWR SPEED EXTENSION CABLE REQUIRED:

- MEASURE FROM PLANTER NODE MOUNTING LOCATION TO HITCH FOR APPROPRIATE LENGTH
- 12': 115-3001-062
- 20': 115-3001-059
- 24': 115-3001-042
- 28': 115-3001-060
- 32': 115-3001-061
- 36': 115-3001-044
- 40': 115-3001-043

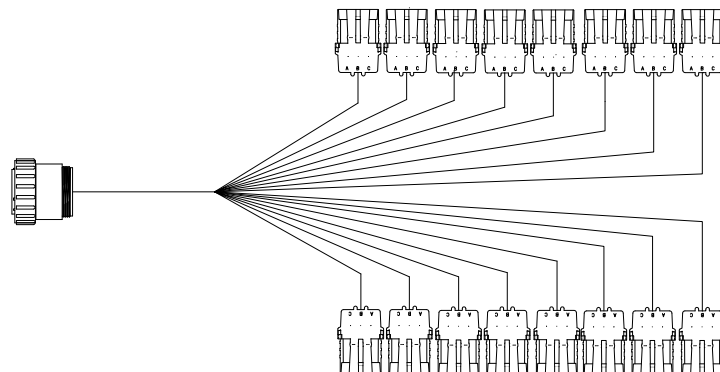


SEED TUBE SENSOR EXTENSION CABLE OPTIONS:

- SEED TUBE SENSOR 37 PIN EXT, 5' 115-3001-051
- SEED TUBE SENSOR 37 PIN EXT, 20' 115-3001-052

KINZE PLANTER SEED TUBE SENSOR HARNESS & SENSOR:

- SEED TUBE SENSOR MONITORING, 12 ROW, 30" SPACING: 115-3001-069
- SEED TUBE SENSOR MONITORING, 16 ROW, 30" SPACING: 115-3001-070
- SEED TUBE SENSOR, HIGH RATE: 422-0000-100



RELEASED DATE	ECO NO.	PROD. MGR.	SERV. MGR.	PROD. CHAMP.	ENG.	DRAFT.	REV.	DRAWING NO.
5/23/11	E17536	DSP	TAC	BSG	CRS	AJK2	B	054-3001-012
11/06/13	E21587	DSP	AT	SK	TLH	BJH	C	054-3001-012

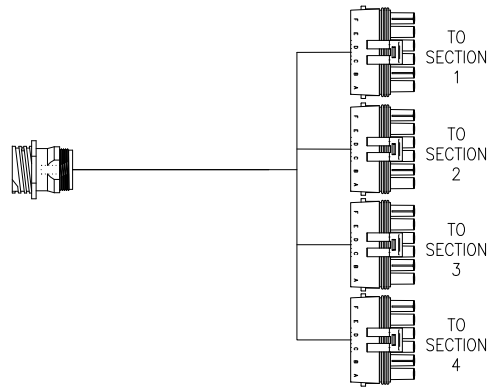
OMNIROW LEVEL I SYSTEM

PURCHASE FOLLOWING SEPARATELY:

OPTIONAL OEM SECTION CONTROL:

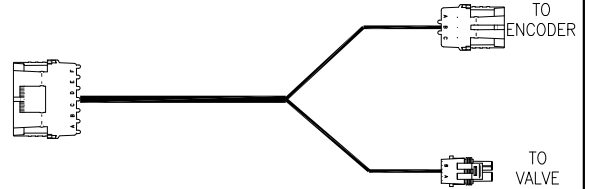
ONE (1) REQUIRED FOR SECTION CONTROL:

- SECTION CONTROL ADAPTER,
16 PIN TO WEATHERPACKS: 115-3001-046

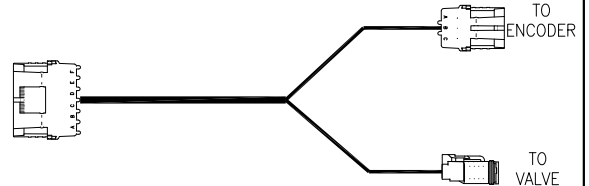


ONE (1) HYDRAULIC MOTOR ADAPTER REQUIRED PER MOTOR:

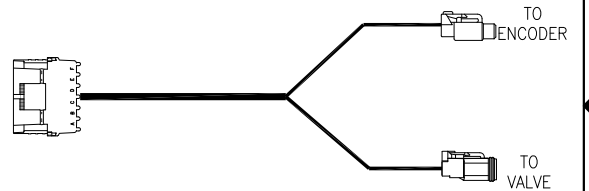
- JOHN DEERE OR DICKEY JOHN OEM HYDRAULIC MOTOR ADAPTER CABLE:
115-3001-053



- KINZE OEM HYDRAULIC MOTOR ADAPTER CABLE:
115-3001-067



- CASE OEM HYDRAULIC MOTOR ADAPTER CABLE
115-3001-084

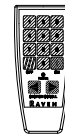


FOR OEM SECTION CONTROL:

- E-PRO PLANTER POPULATION CONTROL
AUTHORIZATION CODE REQUIRED
P/N 077-0180-058
- E-PRO SINGLE PRODUCT VARIABLE RATE CONTROL
AUTHORIZATION CODE OPTIONAL
P/N 077-0180-031


OPTIONAL:

- WIRELESS REMOTE: 063-0173-016



OPTIONAL:

- REMOTE SWITCH EXTENSION CABLES
10': 115-0171-448
20': 115-0171-501



RELEASED DATE	ECO NO.	PROD. MGR.	SERV. MGR.	PROD. CHAMP.	ENG.	DRAFT.	REV.	DRAWING NO.
5/23/11	E17536	DSP	TAC	BSG	CRS	AJK2	B	054-3001-012
11/06/13	E21587	DSP	AT	SK	TLH	BJH	C	054-3001-012