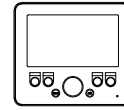


JOHN DEERE 1690/1990 CCS AIR DRILL



KIT, DISPLAY, ISOBUS
AUXILIARY, 4.3" COLOR
117-0171-702
(063-0173-938 SHOWN)

CABLE, ADAPTER, 10',
DEERE ISOBUS TEE TO
ISOBUS AUX DISPLAY
115-0172-438

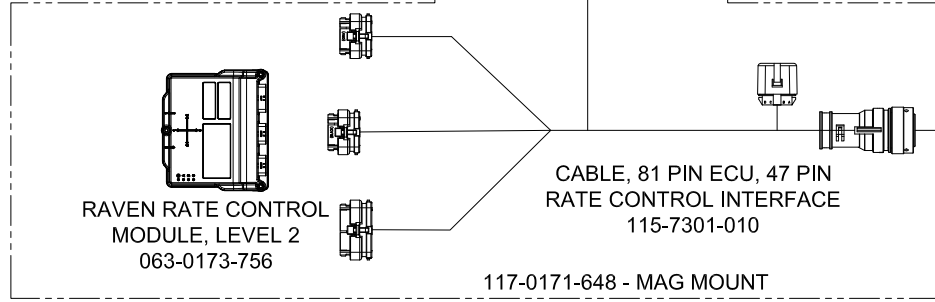
CABLE, ADAPTER, 24', 9 PIN IBIC/3
PIN MASTER TO GEN I ISOBUS
115-7100-009

CABLE, ADAPTER, IBBC TO GEN I
ISOBUS, TOW-BEHIND IMPLEMENT
115-7100-013

**RAVEN RATE CONTROL
MODULE KIT**
117-7100-006

JOHN DEERE
BLOCKAGE
SYSTEM
(IF APPLICABLE)

OR 115-7100-005 TERMINATOR
(INCLUDED WITH IBIC HARNESS)



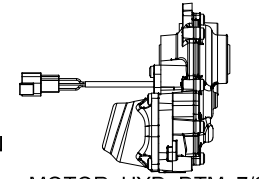
1990 SEEDER INSTALL KIT
117-3001-111

CABLE, FOOT
SWITCH, 12',
ROW CROP
TRACTOR
115-0172-397

RAVEN RATE CONTROL
MODULE, LEVEL 2
063-0173-756

CABLE, 81 PIN ECU, 47 PIN
RATE CONTROL INTERFACE
115-7301-010

CABLE, PRODUCT, 47P, JD 1990,
DUAL CONTROL VALVE
115-7347-067



TO IGNITION
POWER

FOOT SWITCH
063-0173-080

PRODUCT 2
SCALE

LEFT BIN
LEVEL
SENSOR
412-6000-015

MOTOR, HYD. DTM, 7/8"
HEX, 1 GPM
416-8000-002

TO IGNITION
POWER

CABLE, ADAPTER,
PADDLE SWITCH
115-0172-422

PADDLE SWITCH
AND HOUSING
(INCLUDED)

TO PWM
VALVE

ENCODER
SENSOR
HYD.
MOTOR

RIGHT BIN
LEVEL
SENSOR
412-6000-015

TO PWM
VALVE

ENCODER
SENSOR
HYD
MOTOR

OPTIONAL RCM MOUNTING
BRACKET

117-0171-680 - MOUNTING KIT

OPENER
PRESSURE
TRANSDUCER
422-0000-093

*PWM VALVES (2),
HYDRAULIC COMPONENTS,
AND MOUNTING BRACKETS
INCLUDED IN KIT

IMPLEMENT
HEIGHT SWITCH
063-0172-967

BIN PRESSURE
KIT
422-0000-125

RELEASED DATE	ECO #	REV.	DRAWING NO.
3/13/18	30832	A	054-7001-006