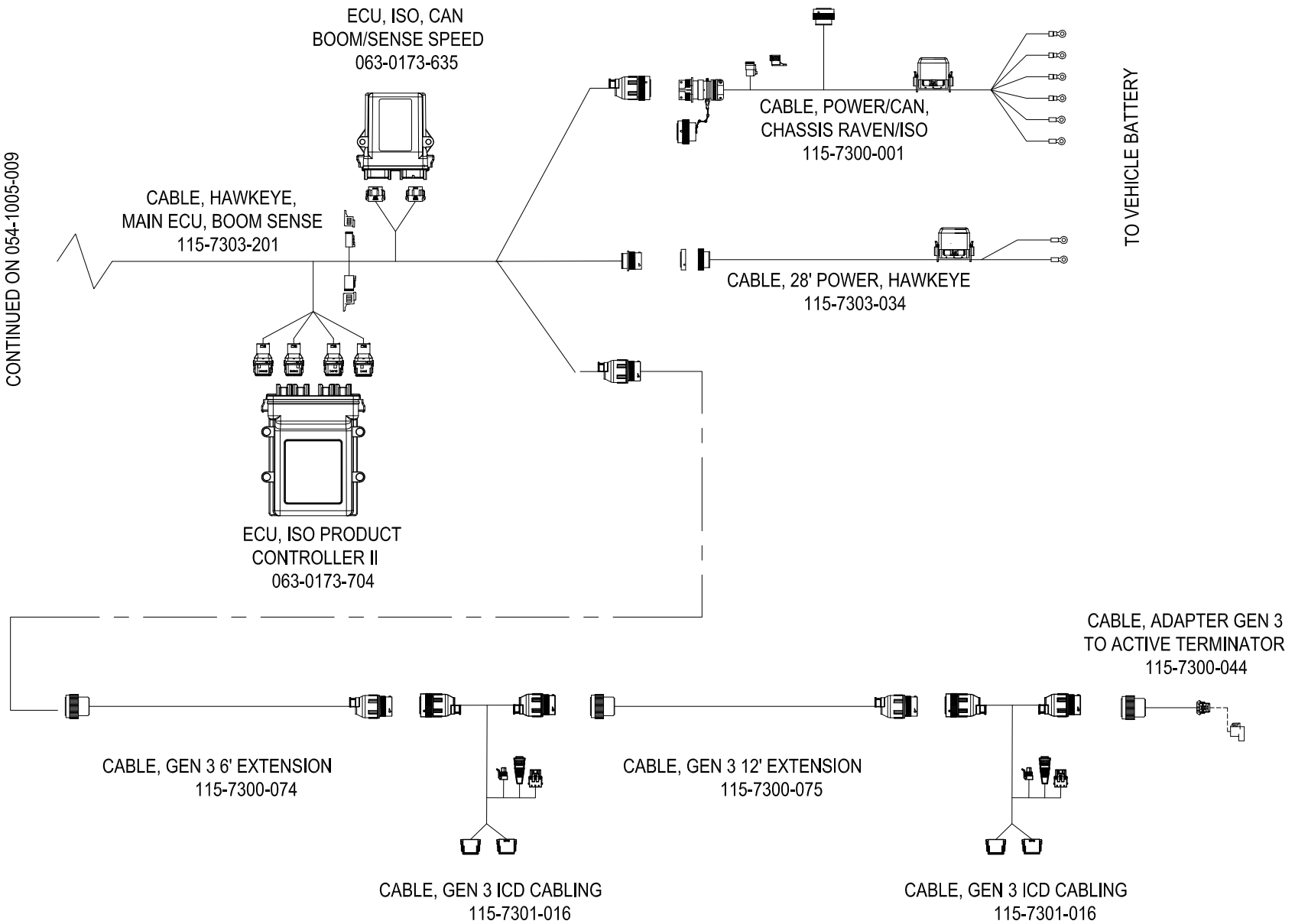


CABLING DIAGRAM, JD 4730/4830 INJECTION

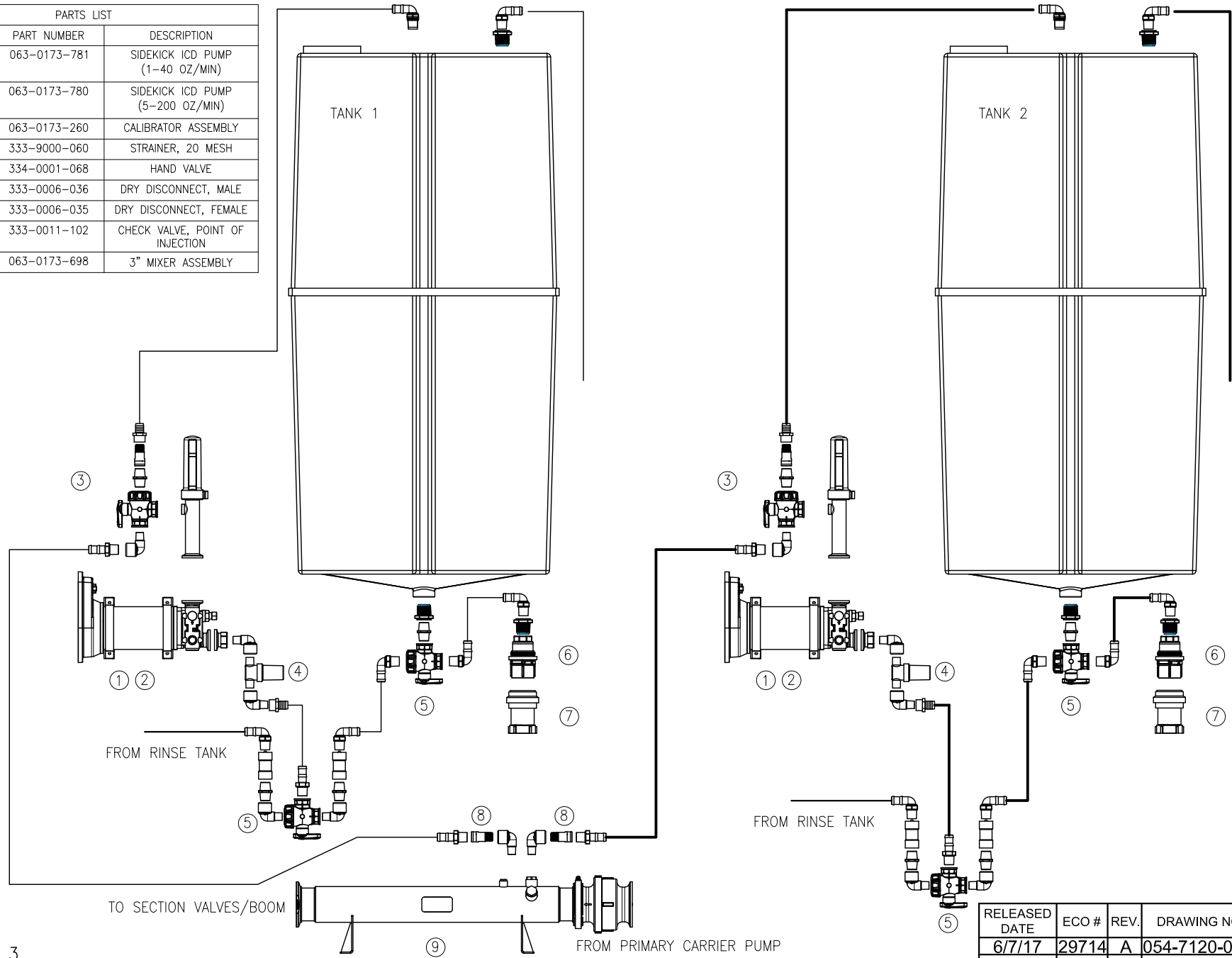
CONTINUED ON 054-1005-009



RELEASED DATE	ECO #	REV.	DRAWING NO.
6/7/17	29714	A	054-7120-005

PLUMBING DIAGRAM, JOHN DEERE 4730/4830 DUAL PUMP

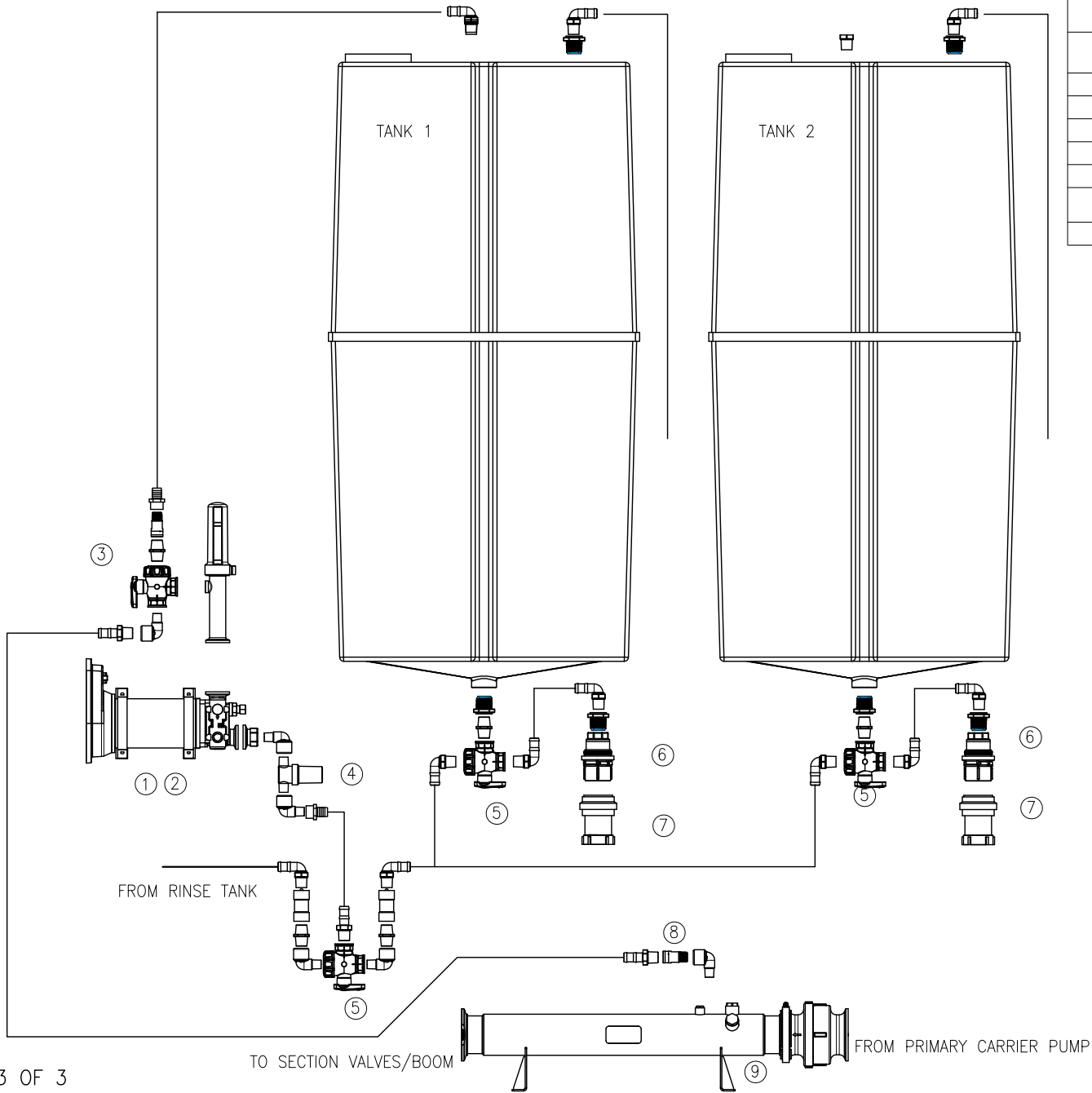
PARTS LIST		
ITEM NO:	PART NUMBER	DESCRIPTION
1	063-0173-781	SIDEKICK ICD PUMP (1-40 OZ/MIN)
2	063-0173-780	SIDEKICK ICD PUMP (5-200 OZ/MIN)
3	063-0173-260	CALIBRATOR ASSEMBLY
4	333-9000-060	STRAINER, 20 MESH
5	334-0001-068	HAND VALVE
6	333-0006-036	DRY DISCONNECT, MALE
7	333-0006-035	DRY DISCONNECT, FEMALE
8	333-0011-102	CHECK VALVE, POINT OF INJECTION
9	063-0173-698	3" MIXER ASSEMBLY



RELEASED DATE	ECO #	REV.	DRAWING NO.
6/7/17	29714	A	054-7120-005

PLUMBING DIAGRAM, JOHN DEERE 4730/4830 PUMP

PARTS LIST		
ITEM NO:	PART NUMBER	DESCRIPTION
1	063-0173-781	SIDEKICK ICD PUMP (1-40 OZ/MIN)
2	063-0173-780	SIDEKICK ICD PUMP (5-200 OZ/MIN)
3	063-0173-260	CALIBRATOR ASSEMBLY
4	333-9000-060	STRAINER, 20 MESH
5	334-0001-068	HAND VALVE
6	333-0006-036	DRY DISCONNECT, MALE
7	333-0006-035	DRY DISCONNECT, FEMALE
8	333-0011-102	CHECK VALVE, POINT OF INJECTION
9	063-0173-698	3" MIXER ASSEMBLY



RELEASED DATE	ECO #	REV.	DRAWING NO.
6/7/17	29714	A	054-7120-005