
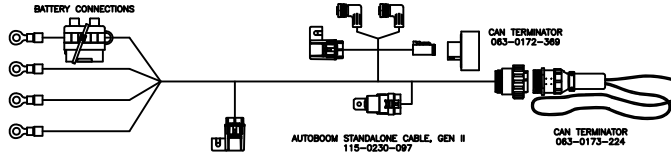


RAVEN GEN II POWERGLIDE PLUS AND ULTRAGLIDE CAN AUTOBOOM

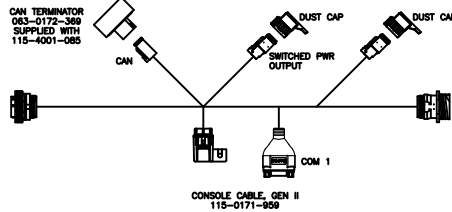
AUTOBOOM STAND ALONE CONSOLE KIT: 117-5130-004



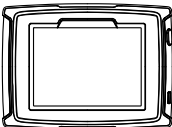
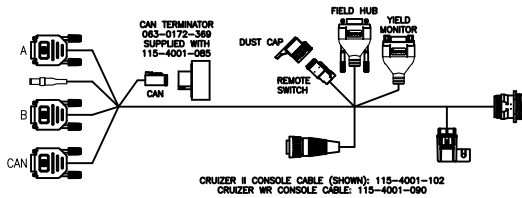
AUTOBOOM CONSOLE
063-0130-021




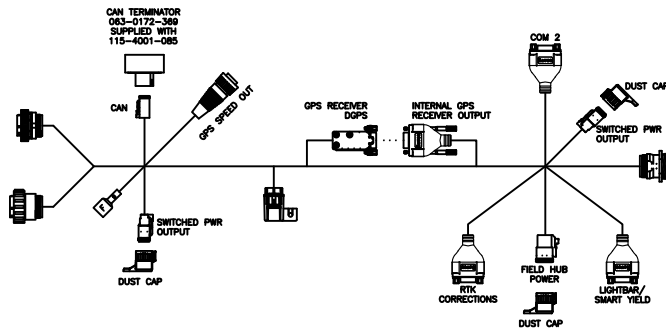
SCS CONSOLE
063-0172-30X



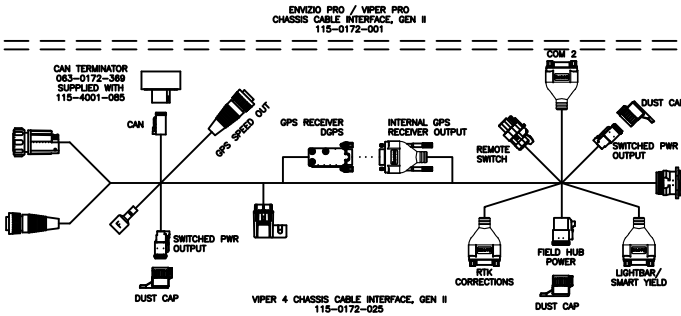
CRUIZER II 063-0173-711
WR CRUIZER 063-0173-719



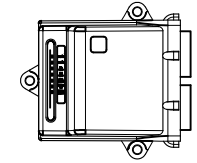
ENVIZO PRO II CONSOLE
063-0173-517



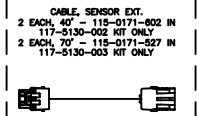
VIPER PRO CONSOLE
063-0172-879



POWERGLIDE PLUS AUTOBOOM KIT: 117-5130-001
ULTRAGLIDE AUTOBOOM KIT (80FT): 117-5130-002
ULTRAGLIDE AUTOBOOM KIT (100 FT): 117-5130-003



POWERGLIDE PLUS NODE: 063-0131-010
ULTRAGLIDE NODE: 063-0131-013

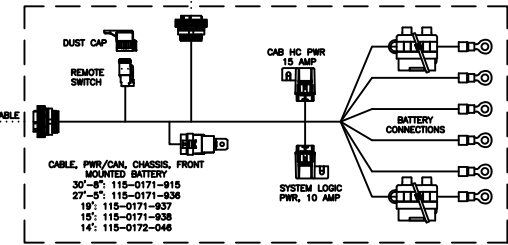


- LEFT SOLENOID (PORT 4A)
- LEFT PRESS (PORT 61)
- LEFT PROP (PORT 5A)
- RIGHT SOLENOID (PORT 4B)
- RIGHT PRESS (PORT 6A)
- RIGHT PROP (PORT 13A)
- UP
- LEFT SOLENOID SENSE
- UP
- RIGHT SOLENOID SENSE
- SENSE
- CENTER SOLENOID UP
- SENSE
- CENTER SOLENOID DOWN
- CTRL
- OPEN CENTER VALVE
- CENTER SENSOR
- RIGHT OUTER SENSOR
- RIGHT INNER SENSOR
- LEFT INNER SENSOR
- LEFT OUTER SENSOR
- ACCUMULATOR POWER

**ORDER SEPARATELY. CABLE SHOULD REACH FROM RAVEN AUTOBOOM NODE TO 3' IN FRONT OF HITCH ON FULL TYPE SPRAYERS, OR TO NEXT NODE CABLE ON SPRAYER

CABLE, IMPLEMENT EXTENSION TEE
1': 115-0171-928
6': 115-0171-951
12': 115-0171-918
24': 115-0171-917
36': 115-0171-934

**ORDER SEPARATELY IF NOT ORDERING AUTOBOOM CONSOLE KIT, OR IF CAN TERMINATOR NOT BEING MOVED FROM PRODUCT CONTROL NODE, OR CHASSIS HARNESS.



CABLE, PWR/CAN, CHASSIS, FRONT MOUNTED BATTERY
30"-8": 115-0171-915
27"-5": 115-0171-936
18": 115-0171-937
15": 115-0171-938
14": 115-0172-048

RELEASED DATE	ECO #	REV.	DRAWING NO.
4/5/17	29403	D	054-5130-004