
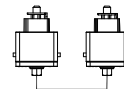


CAN SMARTRAX, CHALLENGER MT 700/800C STEER READY

SMARTRAX KIT: 117-5033-001



CAN SMARTRAX 3D NODE
063-0173-031



115-4001-089
CABLE,
CHALLENGER MT

TO FIELD COMPUTER CABLE
(115-0172-001 OR
115-4001-066)



TO
115-4001-085*
(STEERING ONLY) OR
115-0171-915

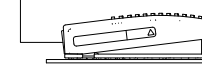
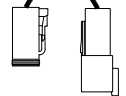


ENABLE



CHALLENGER CAN

TEE INTO
CHALLENGER
CAN BUS



ENGAGEMENT SWITCH
063-0172-470

* IF USING 115-4001-085, LEAVE
JUMPER PLUG ON CONNECTION
LABELED "TO SMARTRAX NODE".

KIT ALSO INCLUDES:

- TERRAIN COMP MANUAL (P/N 016-0171-277)
- CHALLENGER TRACK MT MANUAL (P/N 016-0197-003)
- NODE MOUNTING KIT (P/N 117-0197-051)

NOTE:

REFER TO DWG. 054-5000-001 FOR OTHER SYSTEM COMPONENTS.

RELEASED DATE	ECO NO.	PROD. MGR.	SERV. MGR.	PROD. CHAMP.	ENG.	DRAFT.	REV.	DRAWING NO.
4/05/11	E17378	TPH	TAC	SAL2	BGO	MAP	B	-
5/26/11	E17707	TPH	TAC	SAL2	BGO	GRG	C	054-5033-001