

SCS 4400 WITH 37 PIN PRODUCT CABLE/GEN 2 CONNECTIONS

D

D

C

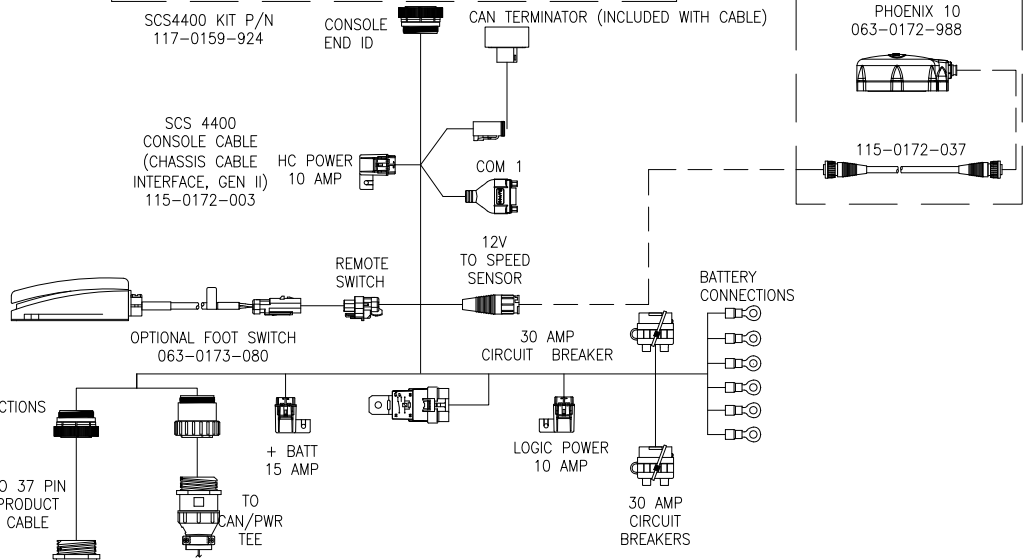
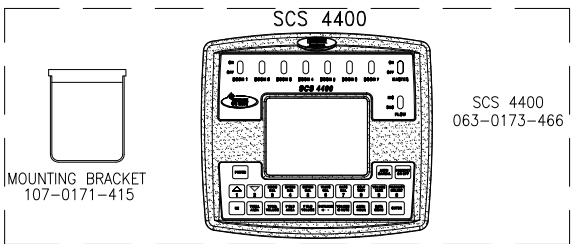
C

B

B

A

A

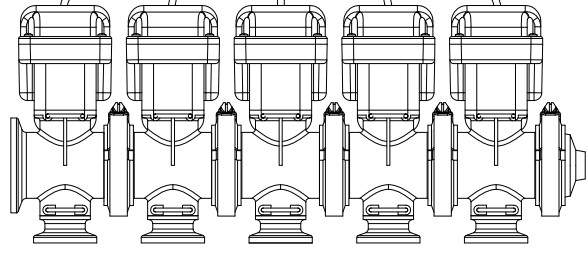
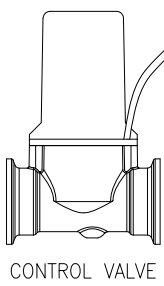


EXTENSION CABLES
12': 115-0171-319
24': 115-0171-320

FLOW CABLES
12': 115-0171-313 10 BOOM
24': 115-0171-314 10 BOOM
12': 115-0171-315 5 BOOM
24': 115-0171-316 5 BOOM

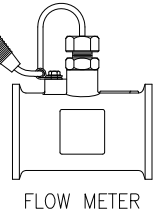
FLOW EXTENSION CABLES
6': 115-0159-016*
12': 115-0159-017*
24': 115-0159-019*
36.5': 115-0171-544*
* CAN ALSO BE USED FOR PRESSURE SENSOR EXTENSIONS

PRESSURE SENSOR CABLES
6': 115-0171-235
12': 115-0171-151
37': 115-0171-224
44': 115-0171-296



1 SECTION: 063-0171-926
3 SECTION: 063-0171-928
5 SECTION: 063-0172-039

OPTIONAL PRESSURE SENSOR
422-0000-090



NOTE:

1. REFER TO DWG. 054-5000-001 FOR OTHER SYSTEM COMPONENTS.
2. SPEED CONNECTION FOR USE WITH 12V SENSORS ONLY.

RELEASED DATE	ECO NO.	PROD. MGR.	SERV. MGR.	PROD. CHAMP.	ENG.	DRAFT.	REV.	DRAWING NO.
5/26/11	E17536	JAB	TAC	TLH	CRS	AJK2	A	054-5010-007
3/22/13	E20584	GLE	AT	BG	CRS	AJK2	B	054-5010-007

SCS 4400 WITH 16 PIN PRODUCT CABLE/GEN 2 CONNECTIONS

D

D

C

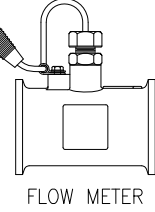
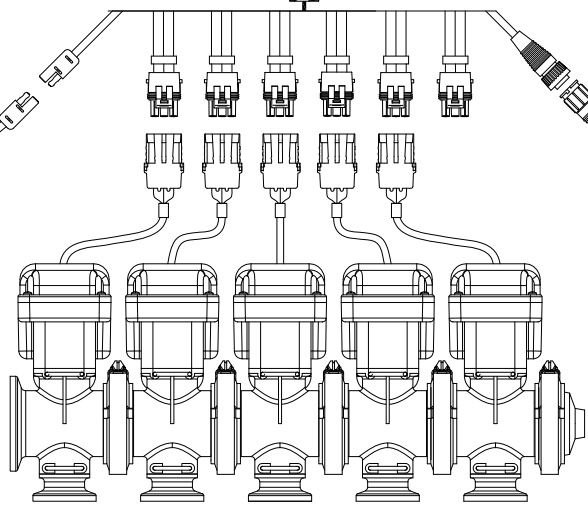
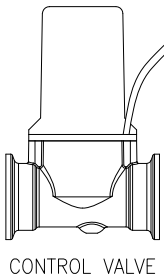
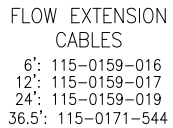
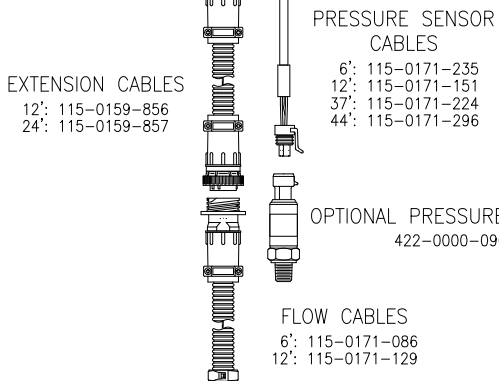
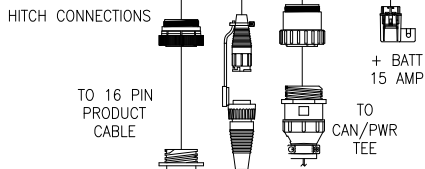
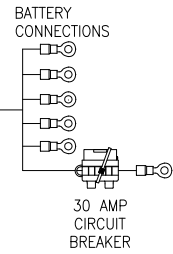
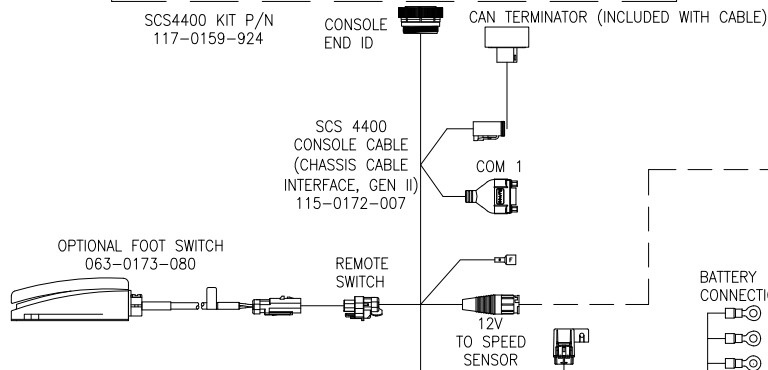
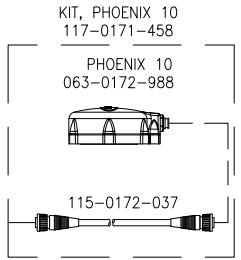
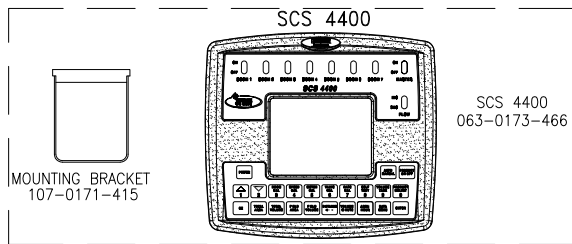
C

B

B

A

A



- 1 SECTION: 063-0171-926
- 3 SECTION: 063-0171-928
- 5 SECTION: 063-0172-039

NOTE:

- REFER TO DWG. 054-5000-001 FOR OTHER SYSTEM COMPONENTS.
- SPEED CONNECTION FOR USE WITH 12V SENSORS ONLY.

RELEASED DATE	ECO NO.	PROD. MGR.	SERV. MGR.	PROD. CHAMP.	ENG.	DRAFT.	REV.	DRAWING NO.
10/18/10	E16352	JAB	AT	TLH	CRS	MAP	A	054-5010-007
3/22/13	E20584	GLE	AT	BG	CRS	AJK2	B	054-5010-007