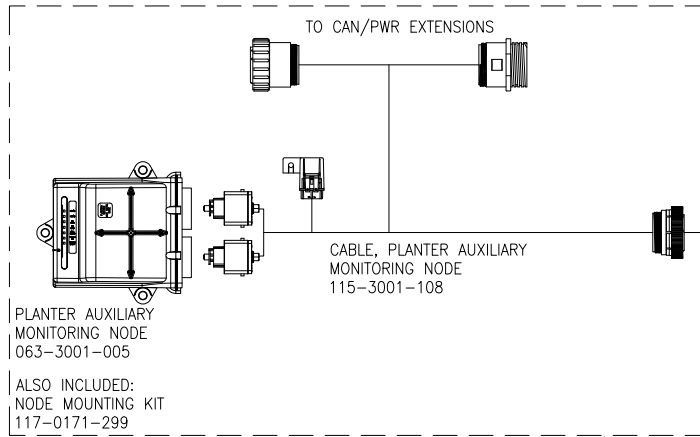
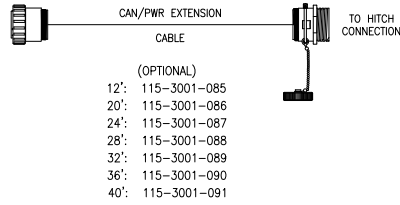


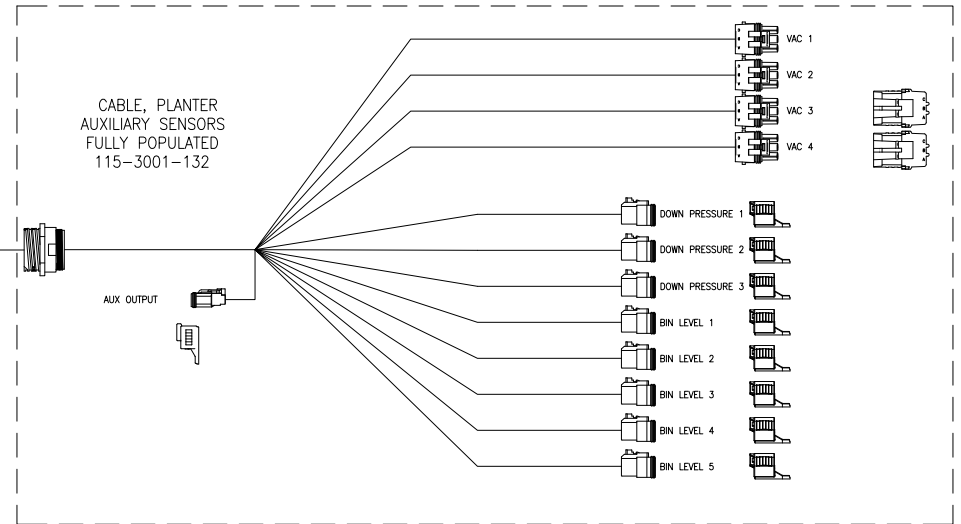
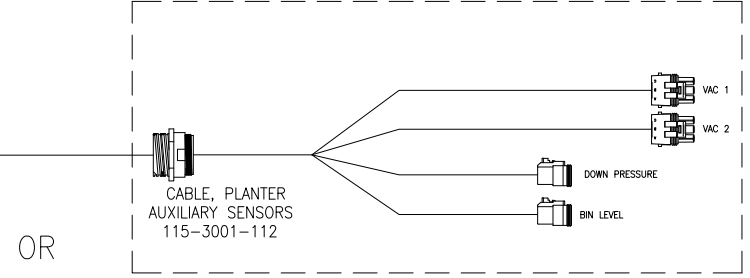
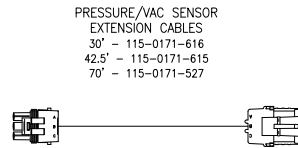
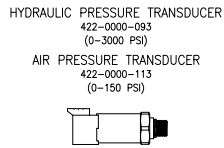
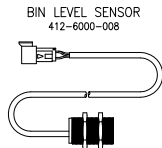
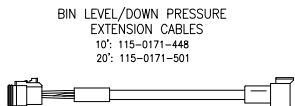
PLANTER AUXILIARY MONITORING SYSTEM



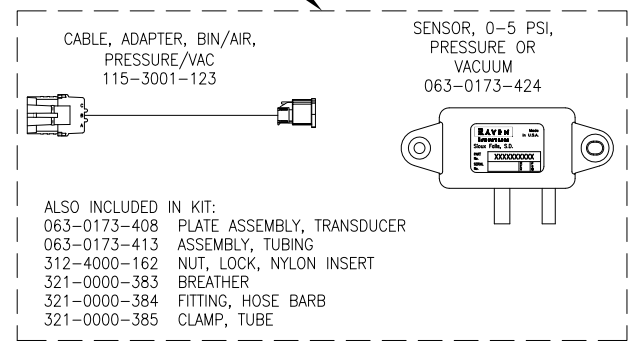
NOTE:
REFER TO DWG. 054-5000-001
FOR OTHER SYSTEM COMPONENTS.
PURCHASE CAN/POWER IMPLEMENT
EXTENSION CABLE SEPARATELY.

117-3001-047
KIT, PLANTER AUXILIARY MONITORING

AUXILIARY SENSORS & EXTENSION CABLES:



VAC/PRESSURE SENSOR KIT
117-3001-045



RELEASED DATE	ECO NO.	PROD. MGR.	SERV.	PROD. CHAMP.	ENG.	DRAFT.	REV.	DRAWING NO.
7/31/12	E18910	DSP	AT	BSG	CRS	JJP	A	054-3001-047
3/22/13	E20584	DSP	AT	SK	CRS	AJK2	B	054-3001-047