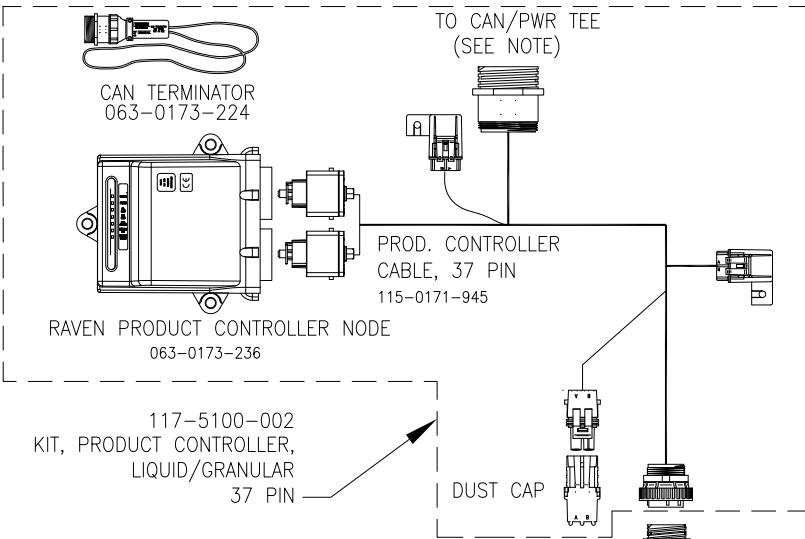


# PRODUCT CONTROLLER LIQUID SYSTEM 37 PIN PRODUCT CABLE

(OPTIONAL)  
117-0171-299: NODE MOUNTING KIT



WIRELESS REMOTE:  
063-0173-016  
(OPTIONAL)

EXTENSION CABLES  
12': 115-0171-319  
24': 115-0171-320

NOTE:  
REFER TO DWG. 054-5000-001  
FOR OTHER SYSTEM COMPONENTS.  
PURCHASE CAN/POWER IMPLEMENT  
TEE CABLE SEPARATELY.

FLOW CABLES  
12': 115-0171-313 10 BOOM  
24': 115-0171-314 10 BOOM  
12': 115-0171-315 5 BOOM  
24': 115-0171-316 5 BOOM

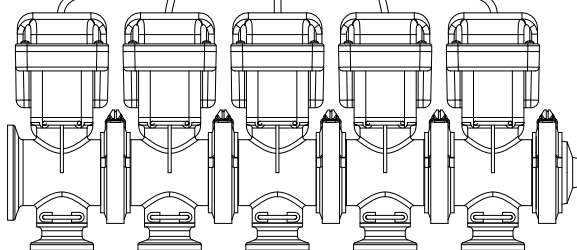
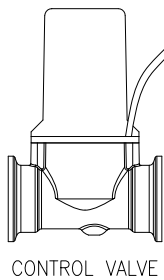
\* CAN ALSO BE USED FOR  
PRESSURE SENSOR EXTENSIONS

FLOW EXTENSION  
CABLES

6': 115-0159-016\*  
12': 115-0159-017\*  
24': 115-0159-019\*  
36.5': 115-0171-544\*

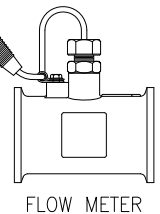
PRESSURE SENSOR  
CABLES

6': 115-0171-235  
12': 115-0171-151  
37': 115-0171-224  
44': 115-0171-296



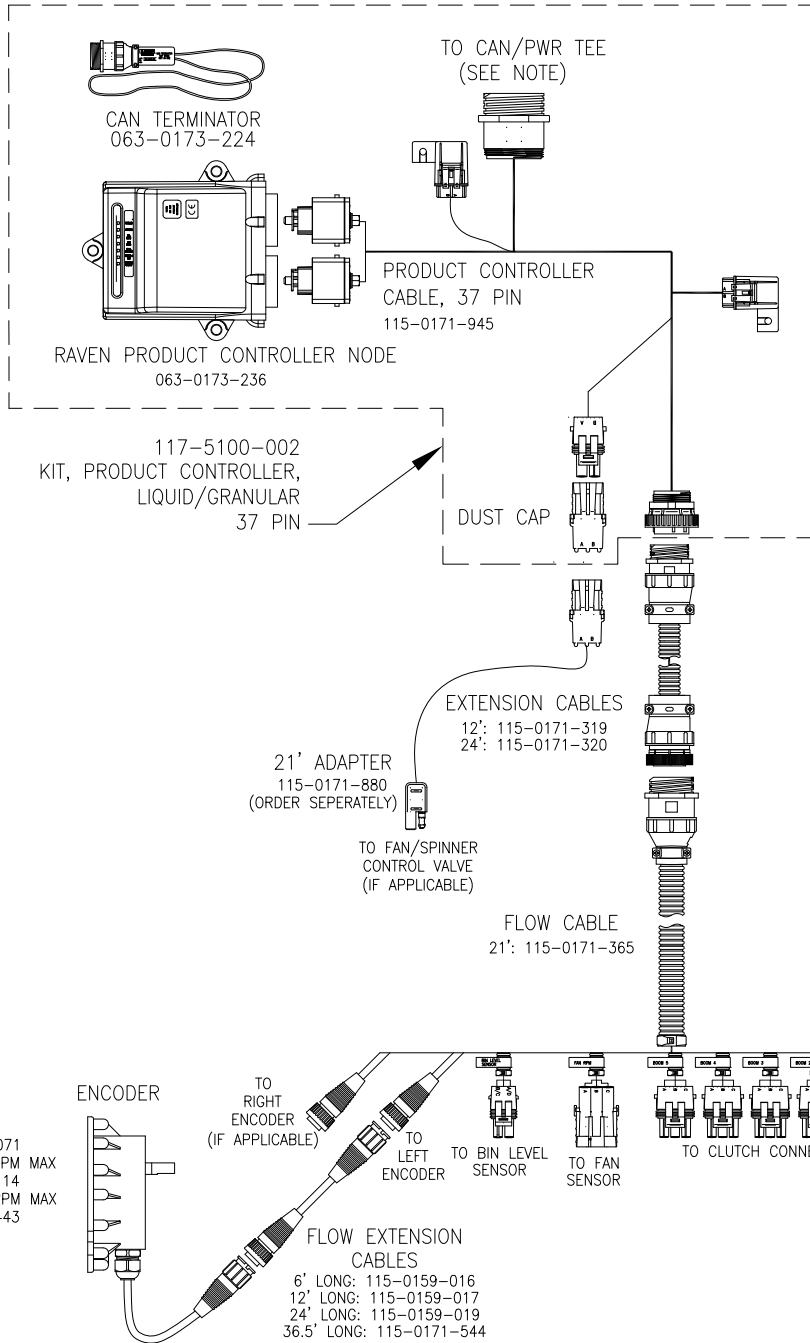
1 SECTION: 063-0171-926  
3 SECTION: 063-0171-928  
5 SECTION: 063-0172-039

OPTIONAL PRESSURE SENSOR  
422-0000-090



RELEASED DATE	ECO NO.	PROD. MGR.	SERV. MGR.	PROD. CHAMP.	ENG.	DRAFT.	REV.	DRAWING NO.
10/18/10	E16352	JAB	AT	TLH	CRS	MAP	A	054-5100-002

# PRODUCT CONTROLLER GRANULAR SYSTEM 37 PIN PRODUCT CABLE



NODE MOUNTING KIT  
117-0171-299  
(OPTIONAL)

FAN SPEED SENSOR KIT  
117-0159-575  
(OPTIONAL)

FAN SENSOR EXTENSION  
CABLE, 12'  
115-0171-070  
(OPTIONAL)

BIN LEVEL SENSOR KIT  
117-0171-242  
(OPTIONAL)

NOTE:  
REFER TO DWG. 054-5000-001  
FOR OTHER SYSTEM COMPONENTS.  
PURCHASE CAN/POWER IMPLEMENT  
TEE CABLE SEPARATELY.

063-0171-071  
180 CPR - 50 RPM MAX  
063-0171-114  
36 CPR - 250 RPM MAX  
063-0171-443  
180 CPR

FLOW EXTENSION  
CABLES  
6' LONG: 115-0159-016  
12' LONG: 115-0159-017  
24' LONG: 115-0159-019  
36.5' LONG: 115-0171-544

RELEASED DATE	ECO NO.	PROD. MGR.	SERV. MGR.	PROD. CHAMP.	ENG.	DRAFT.	REV.	DRAWING NO.
10/18/10	E16352	JAB	AT	TLH	CRS	MAP	A	054-5100-002